

phase 2
sheet 3 of 11
No scale

1. temporary NO PARKING sign should be posted prior to commencing work
2. traffic control plan will be implemented between 7 a.m and 4 p.m during all activities but AC pavement activity. During AC pavement activity which includes grinding existing asphalt, subgrade preparation, pouring the base and pavement, traffic control plan would be active 24 hours 7 days
3. pedestrians have access to the sidewalk and MTS right-of-way during the construction.
4. sign R3-2L will be installed on the front of each driveway.

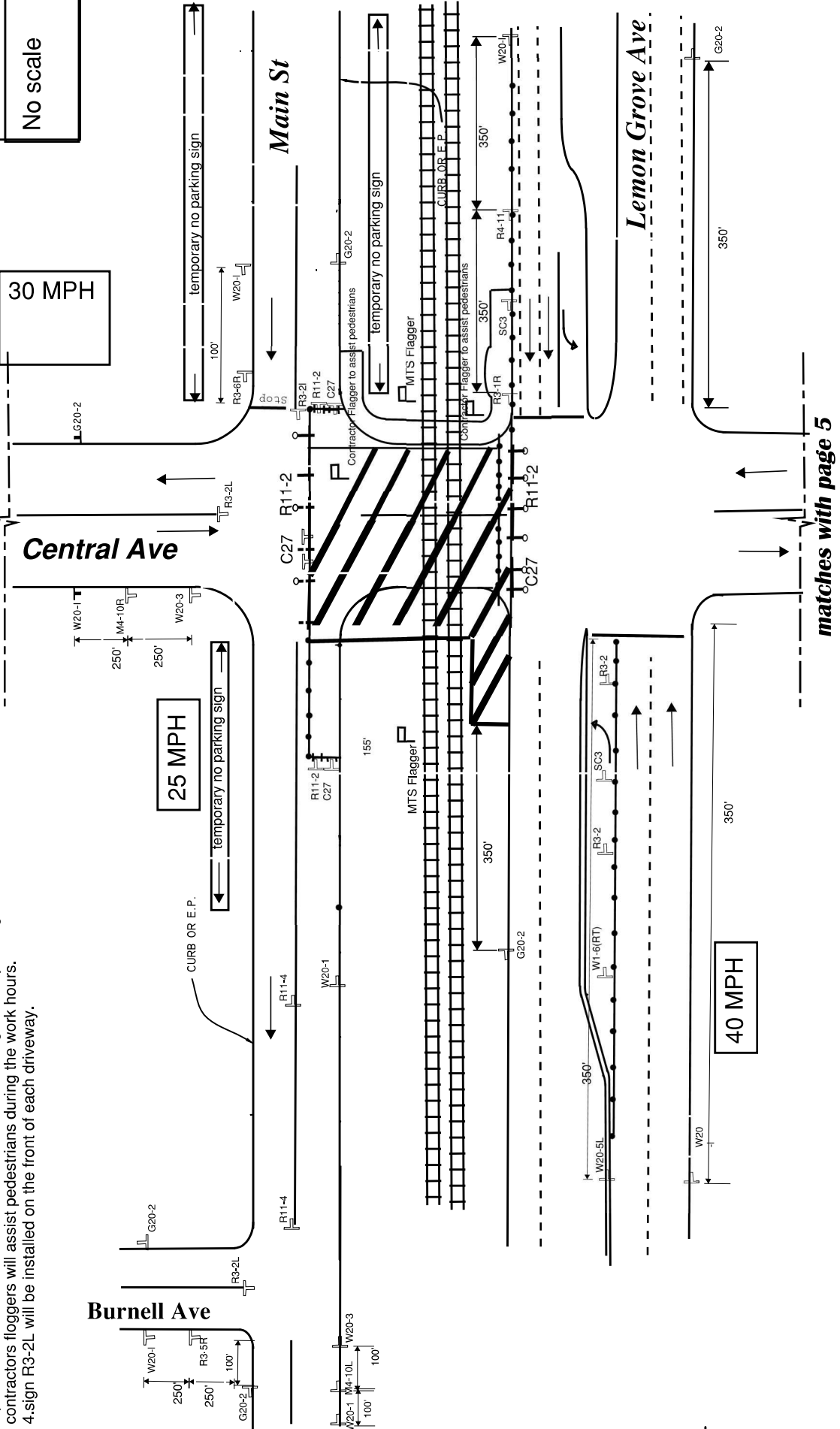
matches with page 4

Central Ave

Burnell Ave

Main St

Lemon Grove Ave



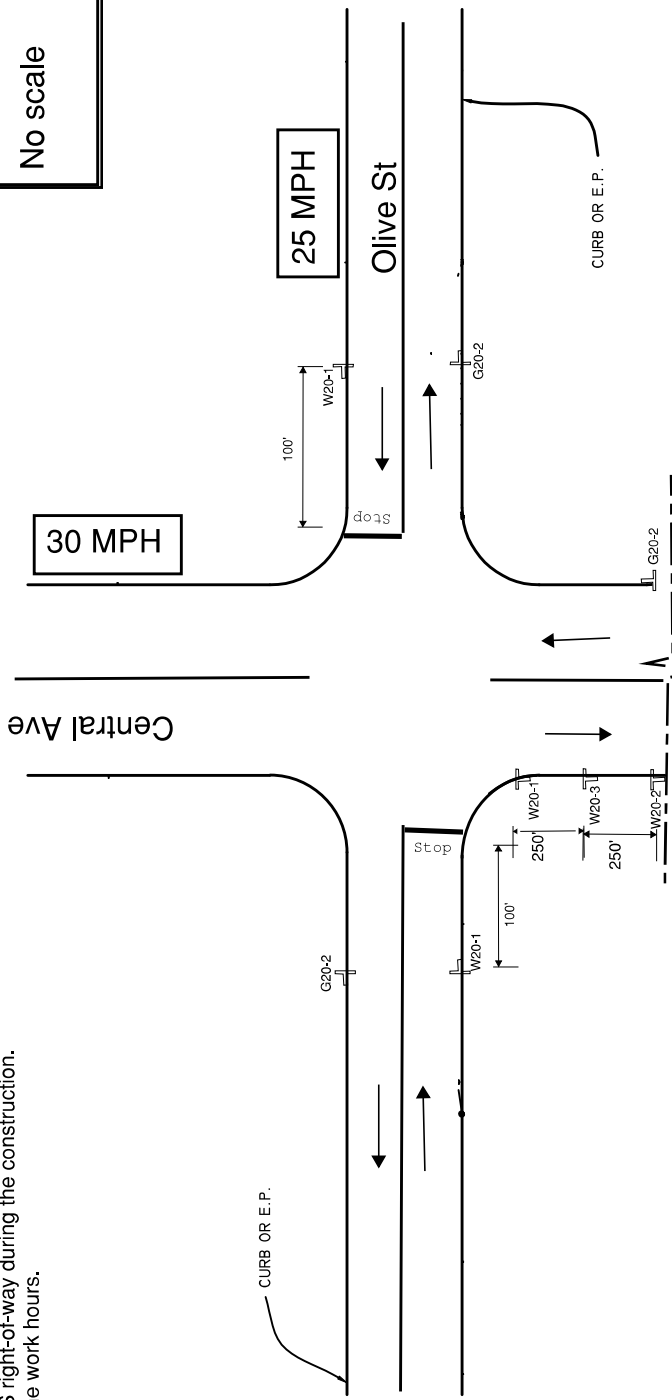
matches with page 5

LEGEND

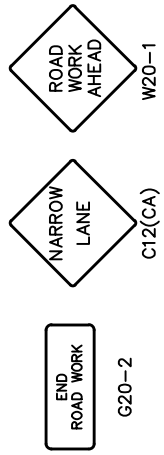
- Ⓢ TRAFFIC SIGNAL
- CONE
- ++ BARRICADE
- ⏏ FLAGGER
- ⏏ SIGN
- ⏏ FLASHING ARROW SIGN
- ▨ WORK AREA
- ↔ TRAFFIC DIRECTION

1. temporary NO PARKING sign should be posted prior to commencing work
2. traffic control plan will be implemented between 7 a.m and 4 p.m during all activities but AC pavement activity. During AC pavement activity which includes grinding existing asphalt, subgrade preparation, pouring the base and pavement traffic control plan would be active 24 hours 7 days
3. pedestrians have access to the sidewalk and MTS right-of-way during the construction. contractors flaggers will assist pedestrians during the work hours.

phase 2
sheet 4 of 11
No scale



matches with page 3



sheet

LEGEND

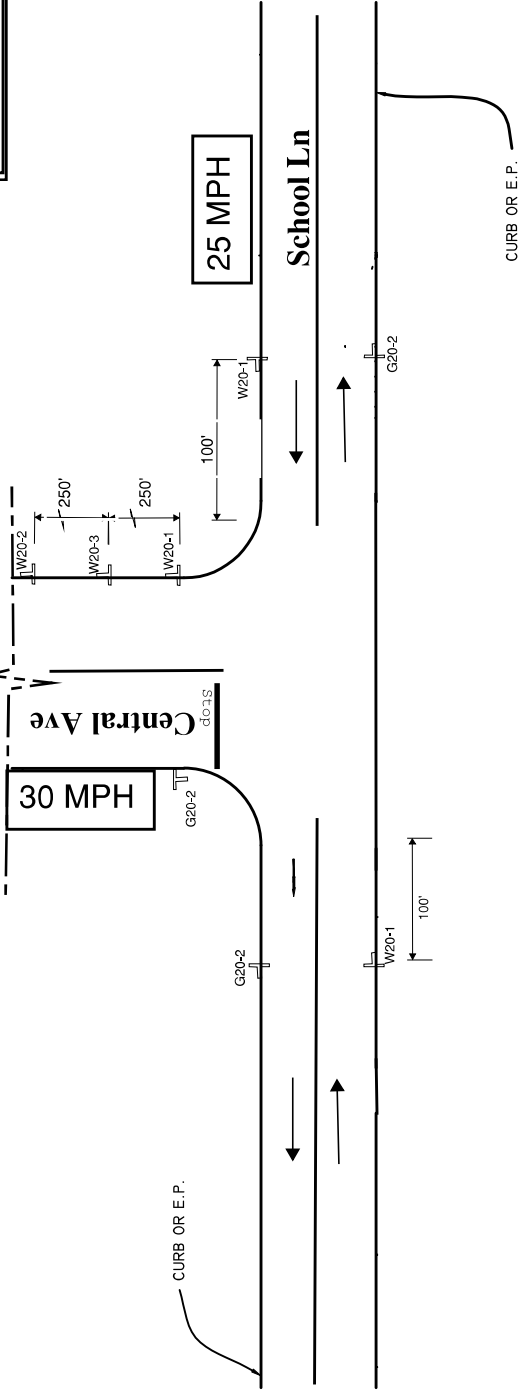
- Ⓢ TRAFFIC SIGNAL
- CONE
- ++ BARRICADE
- FLAGGER
- FLASHING ARROW SIGN
- WORK AREA
- TRAFFIC DIRECTION

1. temporary NO PARKING sign should be posted prior to commencing work
2. traffic control plan will be implemented between 7 a.m and 4 p.m during all activities but AC pavement activity. During AC pavement activity which includes grinding existing asphalt, subgrade preparation, pouring the base and pavement traffic control plan would be active 24 hours 7 days
3. pedestrians have access to the sidewalk and MTS right-of-way during the construction. contractors floggers will assist pedestrians during the work hours.

phase 2
sheet 5 of 11

No scale

matches with page 3



LEGEND

- Ⓢ TRAFFIC SIGNAL
- CONE
- ++ BARRICADE
- █ FLAGGER
- █ SIGN
- ⊠ FLASHING ARROW SIGN
- ▨ WORK AREA
- ↔ TRAFFIC DIRECTION



R1-1



R3-1R
R3-2L



R3-5R



R3-7R
R3-7L



R4-7



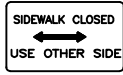
R4-7A



R9-3A



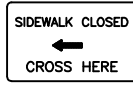
R9-9



R9-10



R9-11



R9-11A



R10-11



R11-2



R11-4



R26




W1-3R
W1-3L



W1-4R
W1-4L




W3-4



W4-2R
W4-2L



W5-1



W6-3



W8-6



W12-1



W20-1



W20-2



W20-3



W20-4



W20-5R
W20-5L



W21-5



C24 (CA)



W20-5(BIKE)



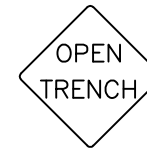
C12



C20R
C20L



SC3



C27




C30



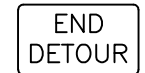
C30A



C30(BIKE)



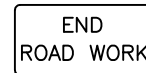
M4-8



M4-8A



M4-10R
M4-10L



G20-2



C9A



R1-1
(FLAGGER PADDLES)



W20-8



W11-1



W16-1P



R4-11



W8-11



W1-6(R&L)

RECOMMENDED BY THE SAN DIEGO REGIONAL STANDARDS COMMITTEE

SAN DIEGO REGIONAL STANDARD DRAWING

Revision By Approved Date

TEXT BUSS 2/11

REVISED DG T.Stanton 9/15

REVISED TC T.Cotter 10/18

Reviewed RP S. Engeda 03/22

Samantha Engeda 03/24/2022

Chairperson R.C.E. 52241 Date

TYPICAL CONSTRUCTION SIGNS

DRAWING NUMBER **TCP-03**